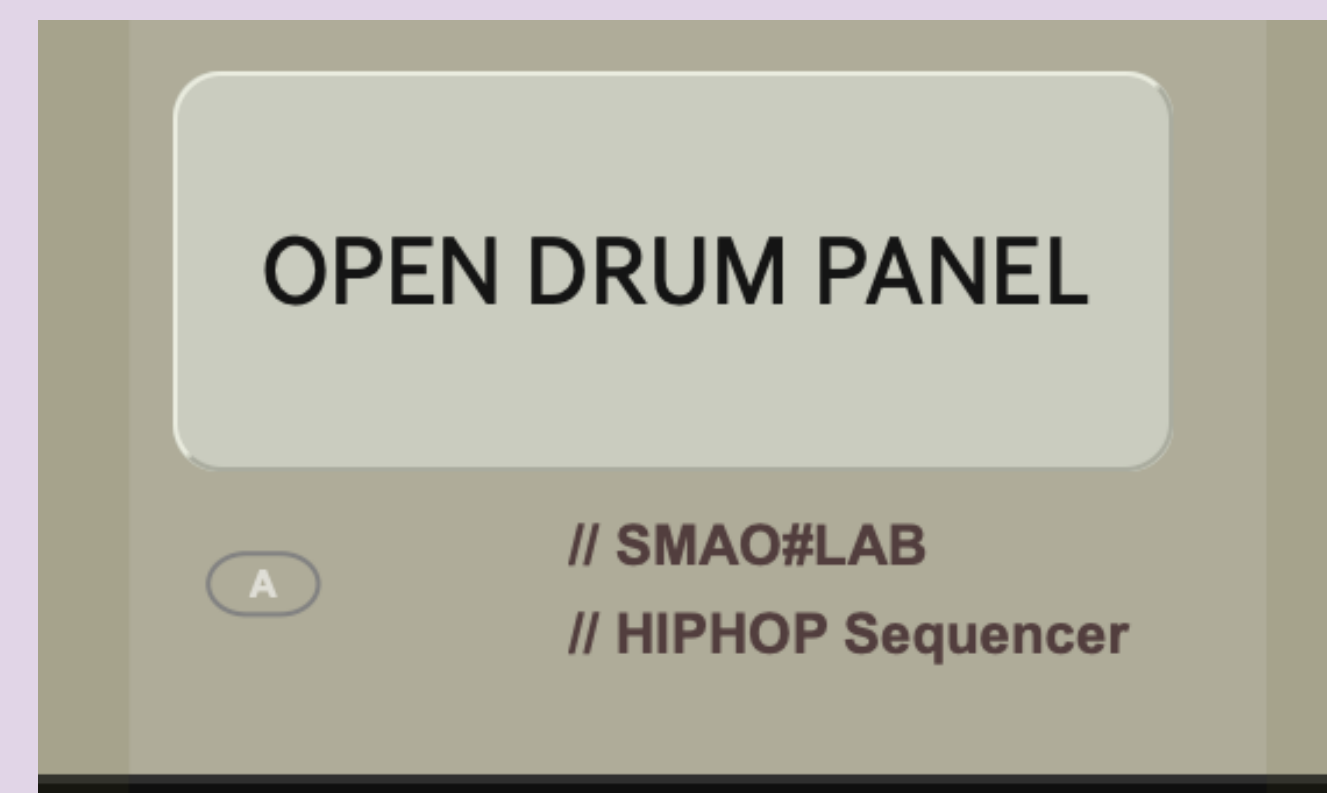


# M4L HIPHOP DRUMMER

V1.4 - 05/03/2025



## User simplified panel

When you insert this MAXFORLIVE plugin on your track, you will get a simplified panel.

To access the **advanced** panel, click on "OPEN DRUM PANEL"

1

## SIMPLE VIEW

2

### Track / Note

You can change MIDI NOTE for each individual tracks.

You can also set the note length, the **velocity/volume** for the main pattern & the **accent velocity** for the accent pattern

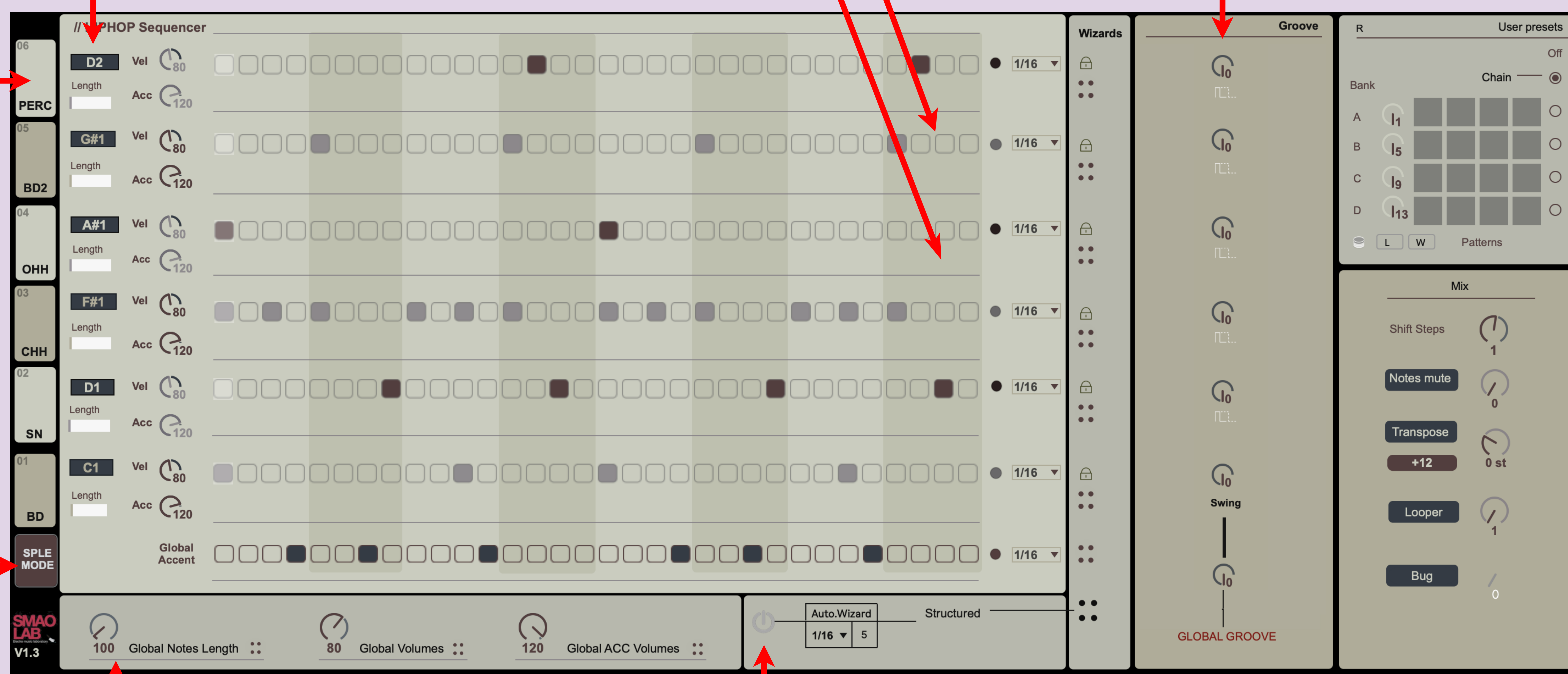
### SEQUENCER main panel

You can active steps (ON/OFF) for each tracks (first row).

You can also add ACCENTS (second row)

### Time signature

Set the time signature for each track !



### Track MUTE

Click on the button to MUTE the selected track (RS, TOM, etc.).

Click again on the button to ACTIVATE the selected track.

You can also change the NAME of the tracks !

### SIMPLE/ADVANCED MODE

Click on the button to change the user interface mode (Simple to Advanced)

### SAVE/LOAD USER PATTERNS

Save your patterns in the memory of the plug-in AND in the Ableton live set !

You can also SAVE your patterns on your hard drive.

### General FXs

Access to 6 effects :

- Shift Steps
- Transpose the whole sequence
- Looper (to stress your sequence)
- BUG the sequence (stutter effect)
- Side chain !

### Global parameters

You can change the Notes Length, Main & Accent Volume for all the tracks.

You can set the global volumes to zero and rise the parameter up to 100... try & enjoy the effect !

### Automatic Sequence Creation

Let the computer create nice sequence for you !

Choose the wizard frequency & click on the ON/OFF button.

The computer will create a new HIPHOP sequence according to the frequency you set :-)

The wizard is based on a specific algorithm to create musical patterns

## ADVANCED VIEW

3

### SEQUENCER main panel


You can active steps (ON/OFF) for each tracks (first row).

You can also add ACCENTS (second row)

### Individual Swing panel

Set for each track:

- Roger Linn Swing Amount
- add LFOs on the steps volumes & note length to create GROOVE !



### General FXs

Access to 6 effects :

- Shift Steps
- Transpose the whole sequence
- Looper (to stress your sequence)
- BUG the sequence (stutter effect)
- Side chain !

Shift on the right the whole sequence steps

### Random Note Mute

Set the probability amount using the knob from 0 (no mute) to 100.

### Transpose the whole sequence note

You can transpose (octave up or down the whole sequence. Terrific if you set a drum rack that includes more than 32 samples.

### LOOPER mode

Stress your sequence to create a "beat repeat" effect.

### BUG mode

Let the computer remix your sequence ! The computer will act as it was buggy and its sequence will be also buggy ! Very good to create different style of patterns based on your own work and excellent to create new patterns.

NEW in V1.4 : More bug/remix patterns added !

### SIDECHEIN mode

For each steps activated on the track01 (BD), the computer will reduce the volume of the other tracks -> SIDECHEIN+ simulation. Excellent if you want to create a hip hop pattern or Techno pump effect or create a new pattern !

### Individual Pattern creation

Click on the :: button to create a special binary sequence.

Click on the \* button to create an **organic sequence**. You can set the organic amount if you click on the AMOUNT section.

If you click on the padlock, the wizards won't have NO effect on this track.

### INDIVIDUAL SWING OR GLOBAL SWING

Click on the button "indiv." to change the accents behavior.

If you choose Individual, the track will follow its own accent sequence. If you choose "global" then the track will follow the GLOBAL Accent sequence (located at the bottom of the plug in).

### LOCK TRACKS for the wizard mode

Click on the symbol "lock" to lock the track. The wizard will have no effect on this track !!

Excellent function to create incrementally a full drum sequence.



M4L HIPHOP DRUMMER

Documentation V1.3  
19/03/2024

Smaolab.org (c)

Support :  
contact@smaolab.org

