



# YAMATUBE Dynamic Tube Processor

FREE VERSION

[Smaolab.org](http://Smaolab.org) (c)

Documentation V1.3  
27/11/2024

Support :  
[contact@smalab.org](mailto:contact@smalab.org)

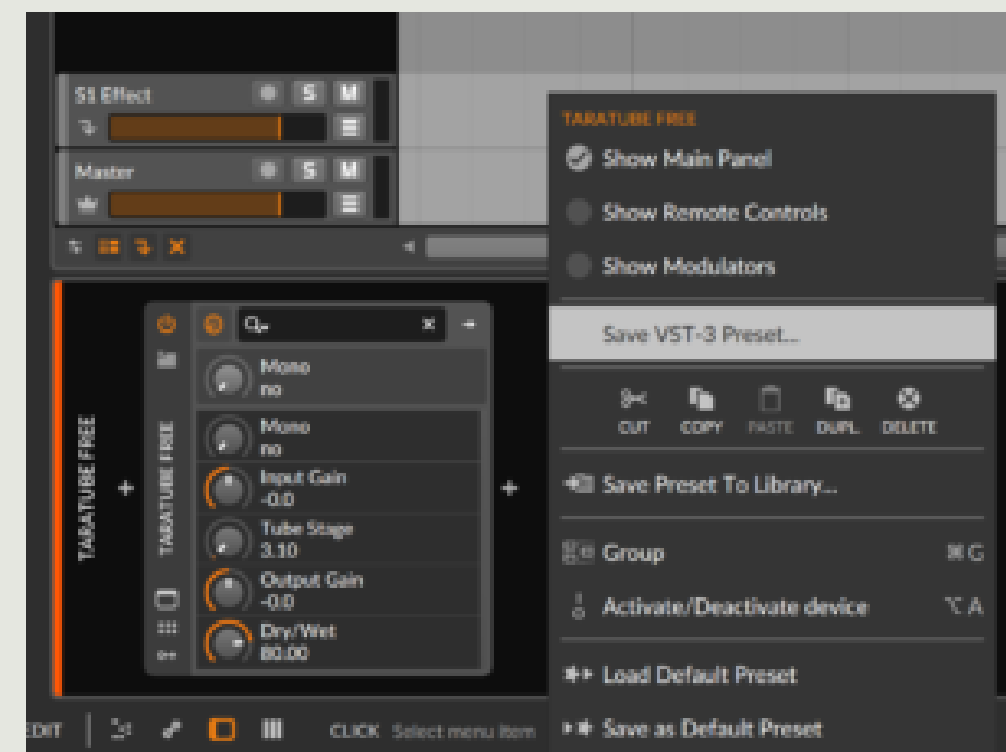
## PRESETS (Load/Save)

No presets included in the FREE version

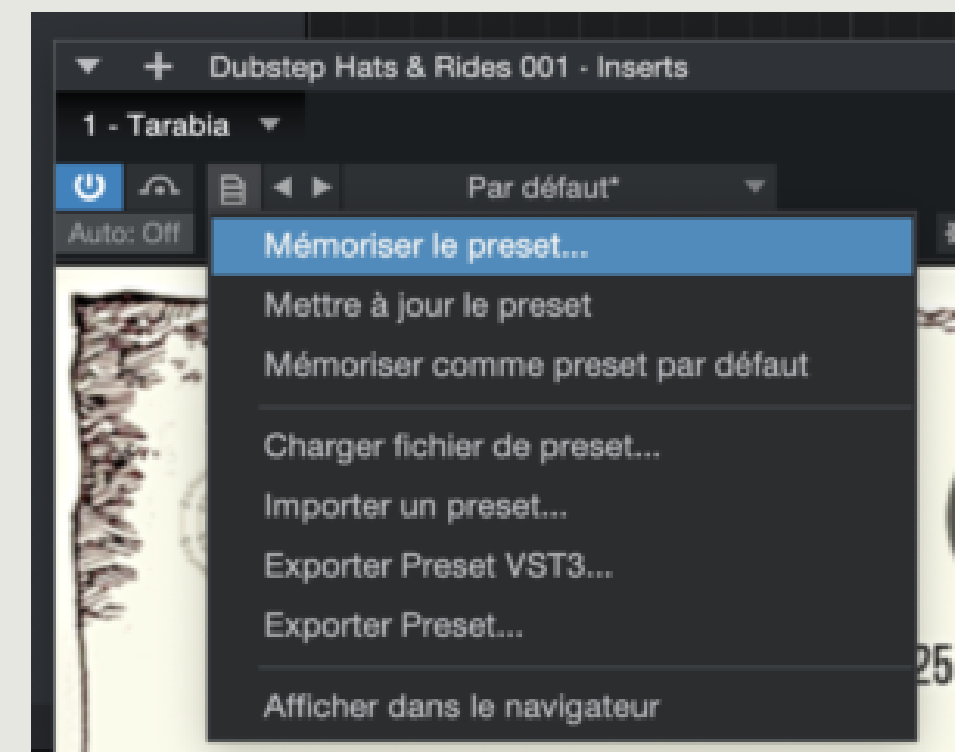
However, you can SAVE your own presets (and recall them with ease) using the dedicated function in your DAW (in Studio One, in Ableton Live, etc.), here some examples ...



Ableton Live



Bitwig Studio



Studio One

# YAMATUBE Dynamic Tube Processor

FREE VERSION

## ANALOG TUBE I

Sweet to Saturation color

Color your mix & add DENSITY to your sound sources

## EDGE Shelf equalizer

Switch ON/OFF

## Add subtle PUNCH to your sound

A special Baxandall equalizer curve is applied with a gain set at +2DB

## INPUT GAIN

Change the input sound level.

TIPS : We advice you to use low input level value (-4db, -6db, -8db, etc.) and increase PRESENCE / LO-AIR parameters to get a lot of punch without distortion artefacts.

## ANALOG TUBE II

Sweet to Saturation color

Color your mix & add AIR to your sounds

## BRILLIANCE Shelf equalizer

Switch ON/OFF

## ADD sound details & brilliance to your sound

A special Baxandall equalizer curve is applied with a gain set at +2DB

## OUTPUT GAIN

Change the output sound level.

TIPS : We advice you to use this parameter as less as you can. If the sound is low, try to change the PRESENCE/LO-AIR parameters.



## ANALOG TUBE I

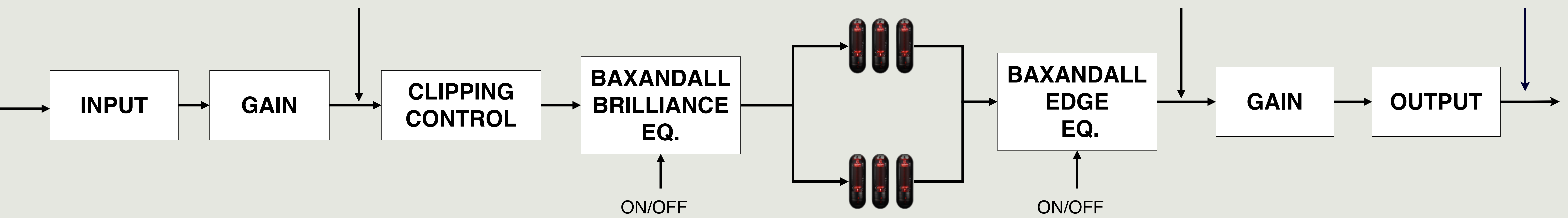
Applied on specific frequencies bands to boost PRESENCE feeling

OVERSAMPLING X 4

TIPS : Add your own limiter

We advice you - when you can't control the sound level - to add your favorite Limiter plugin


DOWN SAMPLING X 4



2x Vacuum Tubes inspired by [TaraTube](#) plugin.

## ANALOG TUBE II

Applied on specific frequencies bands to produce LO-AIR feeling



2x special Baxandall EQ. inspired by [AIR WINDOWS](#) plugin.